

How can I access my PMS account online?

You can view your portfolio details and download statements directly from client portal accessible from our website.

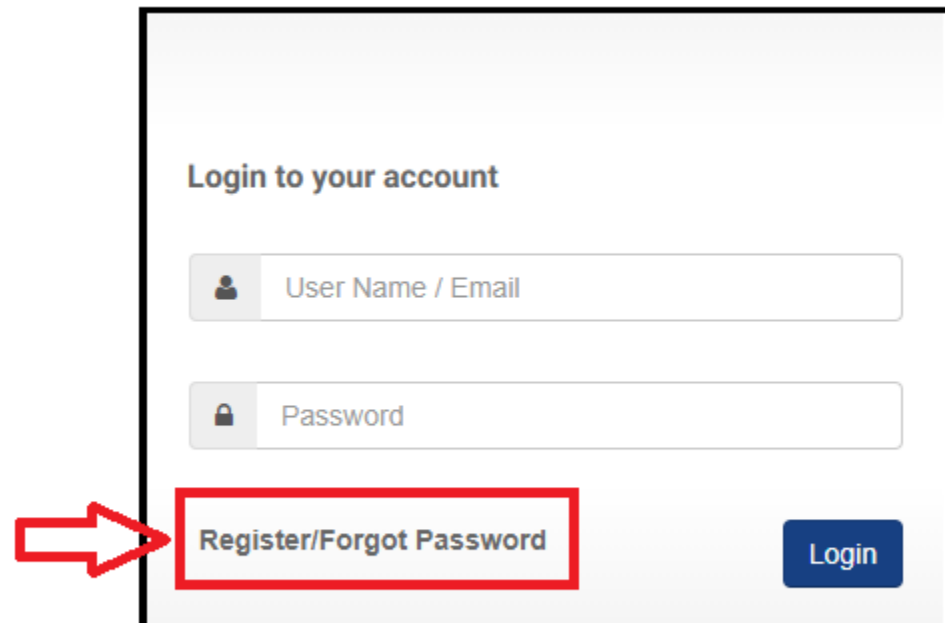
- Visit <https://www.stallionassetpms.com/pmslogin>
- Your login id/User name is your PMS Account Code (which looks like SACF123).
- Press the '[Register/Forgot Password](#)' button, enter your PMS Account Code and press 'Generate OTP' button, and you will receive the OTP in your email registered with Stallion Asset.
- Enter the OTP along with a password of your choice (Password should be at least 8 characters long with at-least 1 number and at-least 1 special character)

We have attached step-by-step instructions to guide you through the process below. If you face any issues, please reach out to us at operations@stallionasset.com and we will be glad to assist.

Access Your Portfolio Reports Online at

<https://www.stallionassetpms.com/pmslogin>

STEP 1: Click 'Register/Forgot Password' Button



The image shows a login form titled "Login to your account". It contains two input fields: "User Name / Email" and "Password". Below these fields are two buttons: "Register/Forgot Password" and "Login". A red arrow points to the "Register/Forgot Password" button, which is also highlighted with a red rectangular border.

Login to your account

User Name / Email

Password

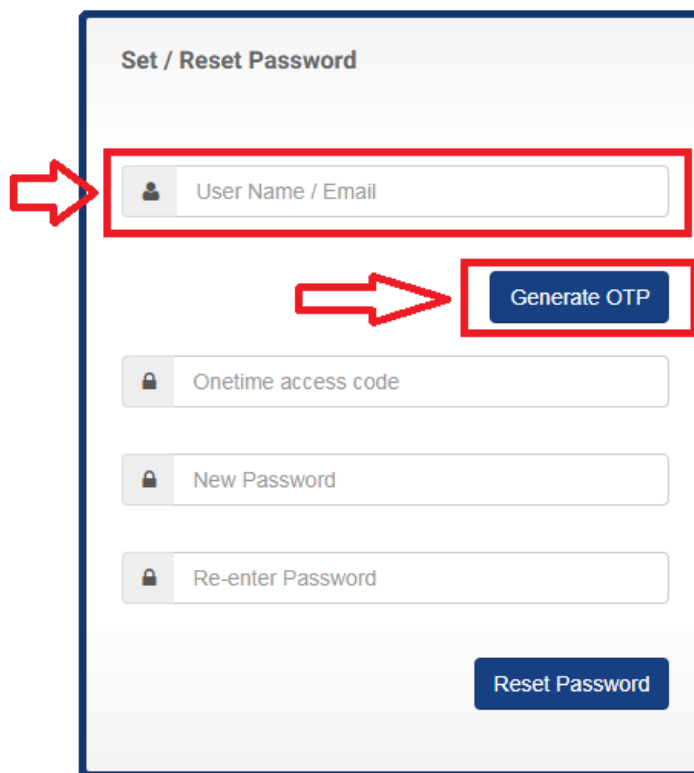
Register/Forgot Password

Login

STEP 2: Your User Name is your Stallion PMS Account Number (e.g. SACF123). This is a seven digit alphanumeric code and can be found on your PMS activation email. If you don't have this, please send us an email on operations@stallionasset.com from your registered email id with Stallion Asset, and we will be happy to share this.

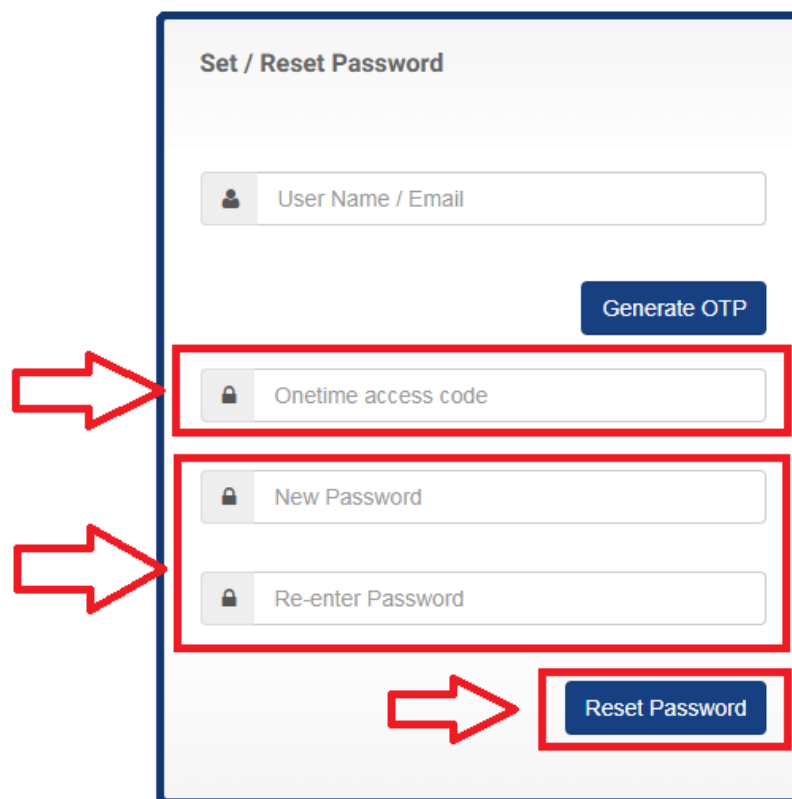
Enter the PMS Account Number in User Name field and Click 'Generate OTP' Button

Note: User Name is case sensitive



The screenshot shows a web form titled "Set / Reset Password". It contains several input fields and buttons. A red box highlights the "User Name / Email" field, with a red arrow pointing to it from the left. Another red box highlights the "Generate OTP" button, with a red arrow pointing to it from the left. Below these are three more input fields: "Onetime access code", "New Password", and "Re-enter Password", each with a lock icon on the left. At the bottom right of the form is a "Reset Password" button.

STEP 3: You will receive OTP on your email address registered with Stallion PMS. Enter this in 'onetime access code' window. - Please check your Junk / Spam folder. Occasionally, the OTP may be filtered to these folders. Enter (and re-enter) the new password of your choice (at least 8 digit long with mix of alphabets, numbers and special characters).



The image shows a web form titled "Set / Reset Password". It contains the following elements:


- A text input field labeled "User Name / Email" with a user icon on the left.
- A blue button labeled "Generate OTP" located below the first input field.
- A text input field labeled "Onetime access code" with a lock icon on the left. A red arrow points to this field from the left.
- A text input field labeled "New Password" with a lock icon on the left.
- A text input field labeled "Re-enter Password" with a lock icon on the left. A red arrow points to this field from the left.
- A blue button labeled "Reset Password" located at the bottom right. A red arrow points to this button from the left.


The "Onetime access code", "New Password", "Re-enter Password" fields, and the "Reset Password" button are all enclosed in a red rectangular box.

STEP 4: Upon successful registration, you will see the message 'Password has been changed successfully'. Use this password with your PMS Account Number to log into the portal

Login to your account

Password has been changed successfully.

 User Name / Email

 Password

[Register/Forgot Password](#)

Login

STEP 5: On the Left hand side Menu Bar, click on Statements and Documents (Marked in Red), you will find Quarterly Report and your Invoice for July to Sept 2020 Quarter.

Dashboard

Portfolio

Performance

Allocations

Transactions

Reports

Market Commentary

Statements and Documents

Dashboard

As of 07/10/2020

₹10,346,471

Assets

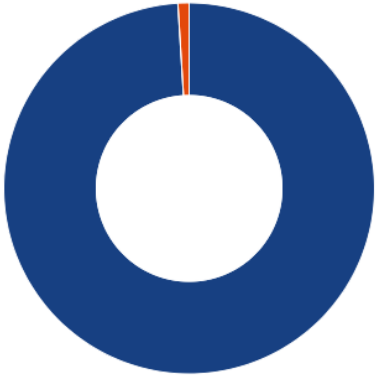
1

Strategies

1

Accounts

Asset Allocation



	Asset Class	Assets ₹	%
■	Equity	10,246,053	99.03 %
■	Others	100,418	0.97 %

Accounts

Account	Type	Strategy	Inception Date	Portfolio Value ₹
	Discretionary	STALLION CORE FUND	29/05/2019	10,346,471
Total				10,346,471

Invoice and Quarterly Report